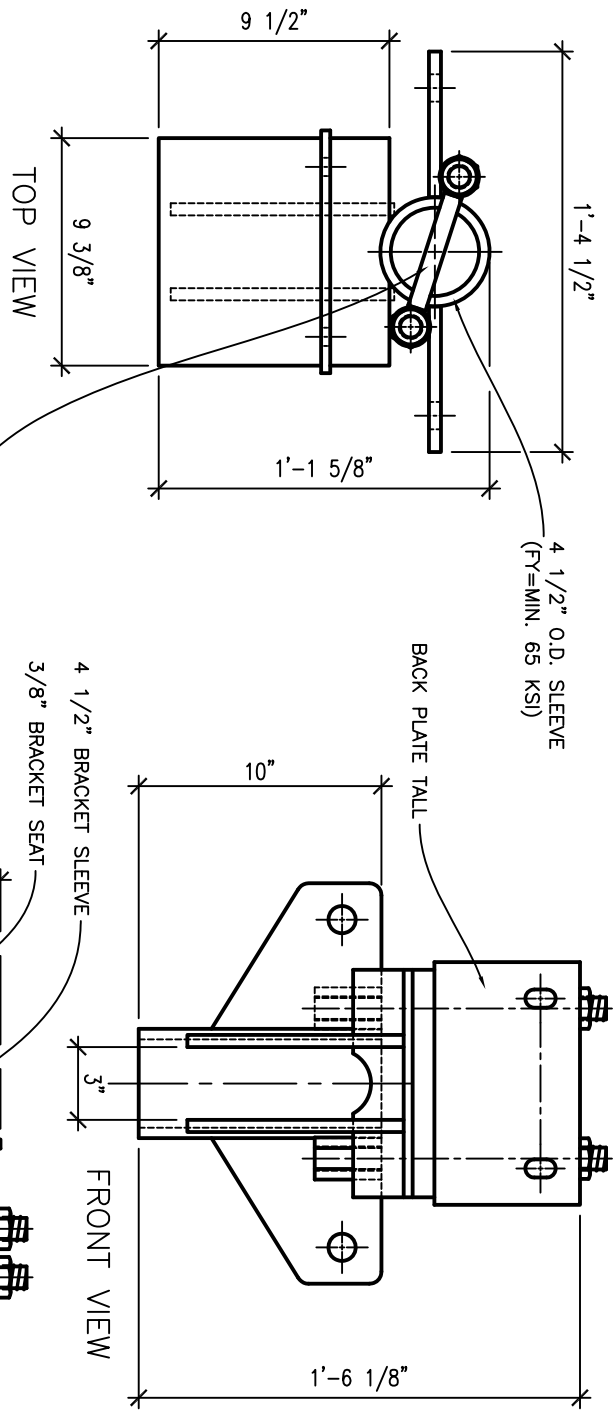
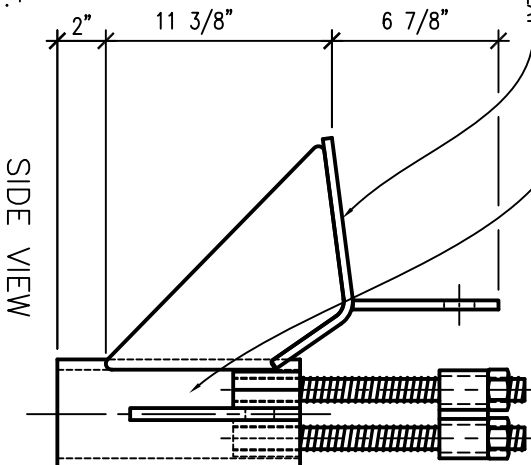


NOTES: UNLESS OTHERWISE SPECIFIED

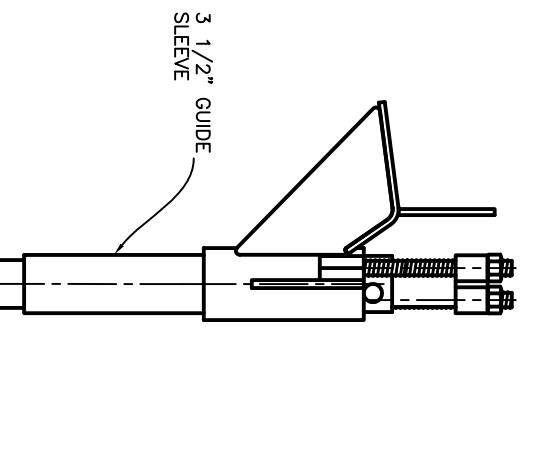


NOTES:
FASTENING STRAP WITH 1" DIA. ALL THREADS AND NUTS

1. POLYETHYLENE COPOLYMER THERMOPLASTIC COATING PER ICC-ES AC 228
2. MANUFACTURER TO HAVE IN EFFECT INDUSTRY RECOGNIZED WRITTEN QUALITY CONTROL FOR ALL MATERIALS AND MANUFACTURING PROCESSES.
3. ALL WELDING IS TO BE DONE BY WELDERS CERTIFIED UNDER SECTION 5 OF THE AWS CODE D1.1.
4. THE CAPACITY OF THE UNDERPINNING SYSTEM IS A FUNCTION OF MANY INDIVIDUAL ELEMENTS, INCLUDING THE CAPACITY OF THE FOUNDATION, BRACKET, PIER SHAFT, HELICAL PLATE, AND BEARING STRATA, AS WELL AS THE STRENGTH OF THE FOUNDATION BRACKET CONNECTION AND THE QUALITY OF THE INSTALLATION OF THE PILE. YOUR ACHIEVABLE CAPACITY COULD BE HIGHER OR LOWER THAN THOSE LISTED DEPENDING ON THE ABOVE FACTORS.
5. RAM JACK ENGINEERING HANDBOOK FOR ALLOWABLE VALUES AND/OR CONDITIONS OF USE CONCERNING MATERIAL PRESENTED IN THIS DOCUMENT.



SIDE VIEW



TYP. INSTALLATION
SCALE: 1"=1'

THIS DRAWING AND ITS CONTENTS ARE CONFIDENTIAL AND THE EXCLUSIVE PROPERTY OF RAM JACK SYSTEMS DISTRIBUTION, LLC. NO PUBLICATION, DISTRIBUTION OR COPIES MAY BE MADE WITHOUT THE EXPRESSED WRITTEN CONSENT OF RAM JACK SYSTEMS DISTRIBUTION, LLC. ALL RIGHTS RESERVED UNDER COPYRIGHT LAWS.

Rev No	Revision note	Date	Signature	Check ed

UNLESS OTHERWISE SPECIFIED
* DIMENSIONS ARE IN INCHES
* TOLERANCES: ANGLE ±1'
3 PLACE DECIMALS ± .02
2 PLACE DECIMALS ± .02
* REMOVE ALL BURRS AND SHARP EDGES
* PARENTHETICAL INFO FOR REF ONLY

HOLE TOLERANCES	
.013 THRU -.004	±.010
.125 THRU -.001	±.02
.501 THRU -.008	±.050
.750 THRU -.001	±.075
1.000 THRU +.010	±.001
1.000 THRU -.001	±.001
2.000 THRU -.001	±.002

FILE NAME	4036.TB / 4039.1 BRACKET	SHEET	1 OF 1	SCALE	1" = 1'-0
SIZE	A-SIZE TITLE BLOCK	JOSH SANDERS			
DRAWN	10-16-08	4036 TB / 4039.1			
CHECK	DARIN WILLIS	DRIVEN PILE BRACKET			
APPR.	DARIN WILLIS	DWG NO			
ISSUED					
REV					
(CONTACT NO)					

